



JSA WEEKLY CFTC DISAGREGGATED FUTURES ONLY REPORT

ACTIVITY

10/11/2019

	COMMERCIAL			SWAPS			MANAGED \$\$			LARGE TRADER			NON REPORTABLE		
	NET	PRIOR	CHANGE	NET	PRIOR	CHANGE	NET	PRIOR	CHANGE	NET	PRIOR	CHANGE	NET	PRIOR	CHANGE
SRW	(43,255)	(48,594)	5,339	59,281	58,288	993	(13,446)	(16,014)	2,568	10,047	19,738	(9,691)	(12,627)	(13,418)	791
HRW	(20,146)	(21,674)	1,528	20,894	18,064	2,830	(35,960)	(33,674)	(2,286)	24,229	27,621	(3,392)	10,983	9,663	1,320
CORN	(225,869)	(202,985)	(22,884)	142,945	128,081	14,864	(96,859)	(128,031)	31,172	92,597	114,025	(21,428)	87,186	88,910	(1,724)
SOYBEAN	(143,797)	(125,806)	(17,991)	103,191	92,405	10,786	4,464	(10,817)	15,281	36,957	49,582	(12,625)	(815)	(5,364)	4,549
MEAL	(82,733)	(72,062)	(10,671)	65,840	56,356	9,484	(31,500)	(38,262)	6,762	25,129	31,024	(5,895)	23,264	22,944	320
OIL	(168,536)	(153,091)	(15,445)	113,796	102,476	11,320	30,194	11,615	18,579	15,101	28,708	(13,607)	9,445	10,292	(847)

CURRENT POSITIONS

	COMMERCIAL		SWAPS		MANAGED \$\$		LARGE TRADER		NON REPORTABLE	
	LONG	SHORT	LONG	SHORT	LONG	SHORT	LONG	SHORT	LONG	SHORT
SRW	37,243	80,498	65,869	6,588	75,725	89,171	26,341	16,294	27,676	40,303
HRW	78,836	98,982	31,720	10,826	53,364	89,324	31,484	7,255	29,635	18,652
CORN	498,624	724,493	176,076	33,131	169,885	266,744	176,177	83,580	271,267	184,081
SOYBEAN	209,357	353,154	118,285	15,094	99,108	94,644	64,621	27,664	63,478	64,293
MEAL	98,311	181,044	74,475	8,635	45,598	77,098	34,073	8,944	53,049	29,785
OIL	83,789	252,325	119,046	5,250	71,751	41,557	27,336	12,235	37,028	27,583

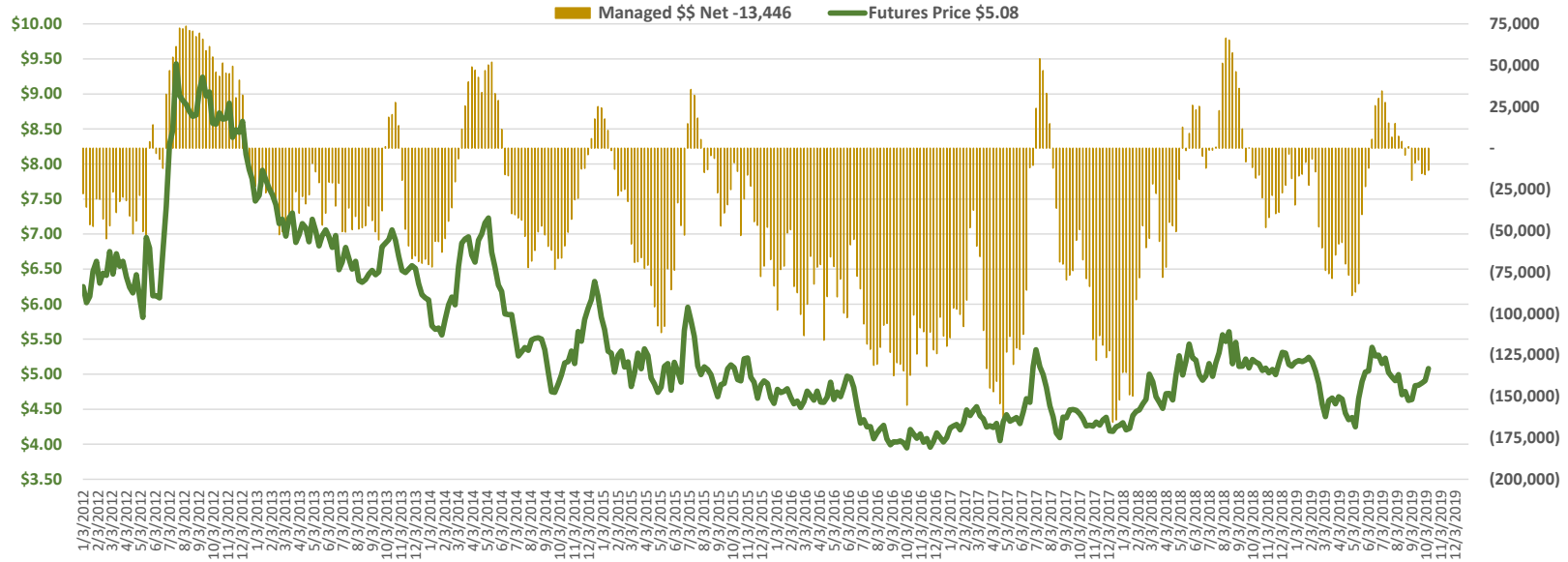
WEEKLY NET CHANGE

	COMMERCIAL		SWAPS		MANAGED \$\$		LARGE TRADER		NON REPORTABLE	
	LONG	SHORT	LONG	SHORT	LONG	SHORT	LONG	SHORT	LONG	SHORT
SRW	7,094	1,755	2,069	1,076	3,668	1,100	(10,647)	(956)	1,874	1,083
HRW	5,073	3,545	767	(2,063)	1,686	3,972	(3,869)	(477)	1,864	544
CORN	4,291	27,175	16,694	1,830	5,091	(26,081)	(21,078)	350	3,865	5,589
SOYBEAN	(9,847)	8,144	11,889	1,103	10,678	(4,603)	(12,007)	618	6,229	1,680
MEAL	(6,155)	4,516	6,314	(3,170)	(478)	(7,240)	(5,752)	143	2,106	1,786
OIL	(584)	14,861	11,843	523	3,973	(14,606)	(15,146)	(1,539)	(502)	345

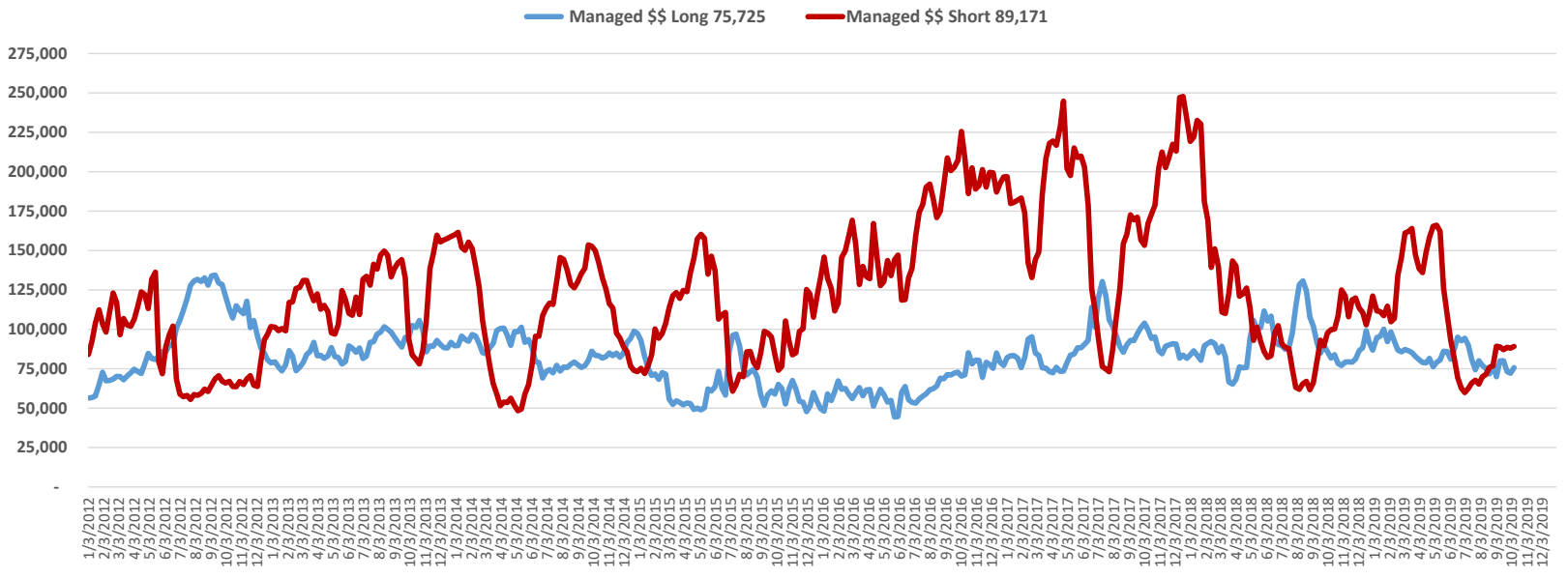
RECORD NET POSITIONS HELD BY

	MANAGED \$\$-NET				COMMERCIAL-NET			
	NET LONG	DATE	NET SHORT	DATE	NET LONG	DATE	NET SHORT	DATE
SRW	73,662	8/7/2012	(171,269)	4/25/2017	32,628	10/4/2016	(210,060)	2/8/2011
HRW	72,845	7/11/2017	(59,759)	5/7/2019	6,050	12/1/2015	(130,381)	7/18/2017
CORN	409,444	3/1/2011	(344,185)	4/23/2019	(10,213)	4/30/2019	(747,587)	9/21/2010
SOYBEAN	240,937	5/1/2012	(171,141)	5/14/2019	70,341	9/30/2014	(347,864)	7/3/2012
MEAL	132,126	5/1/2018	(54,855)	9/12/2006	37,740	9/12/2006	(265,418)	5/1/2018
OIL	125,722	11/1/2016	(110,846)	9/18/2018	(3,790)	1/21/2014	(258,623)	11/1/2016

SRW WHEAT 2012-2019 COMMITMENT OF TRADERS DISAGGREGATED
(FUTURES ONLY)



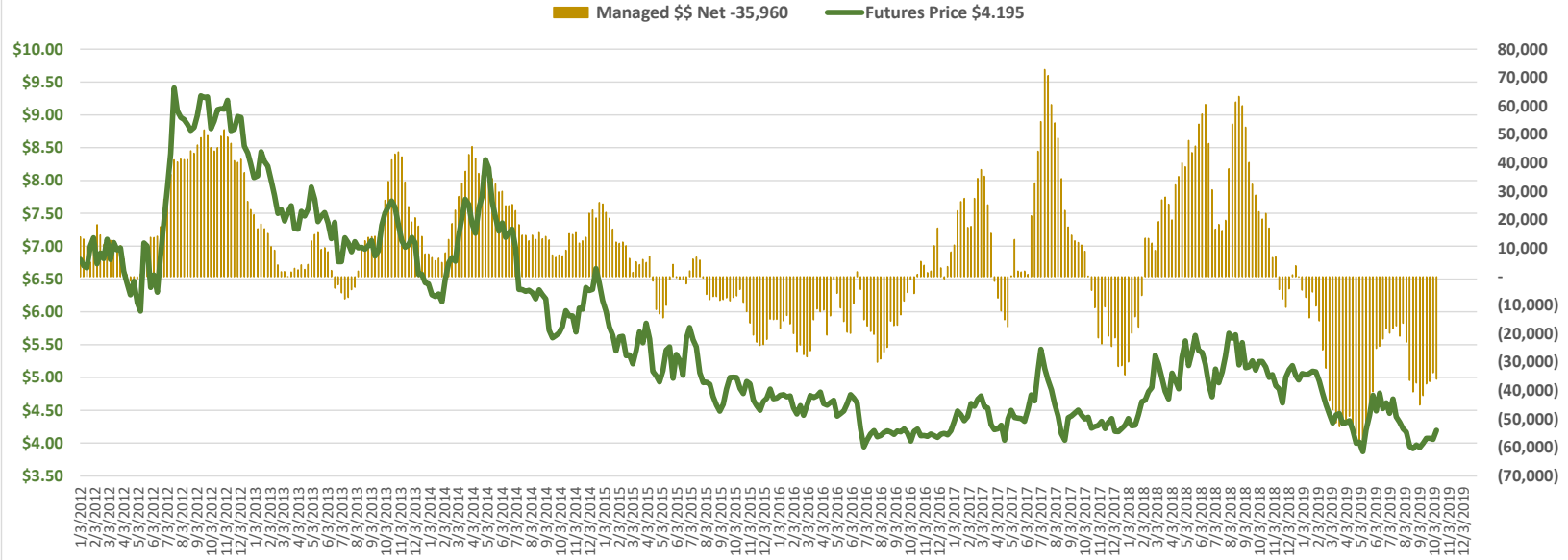
SRW WHEAT 2012-2019 COMMITMENT OF TRADERS DISAGGREGATED
(FUTURES ONLY)





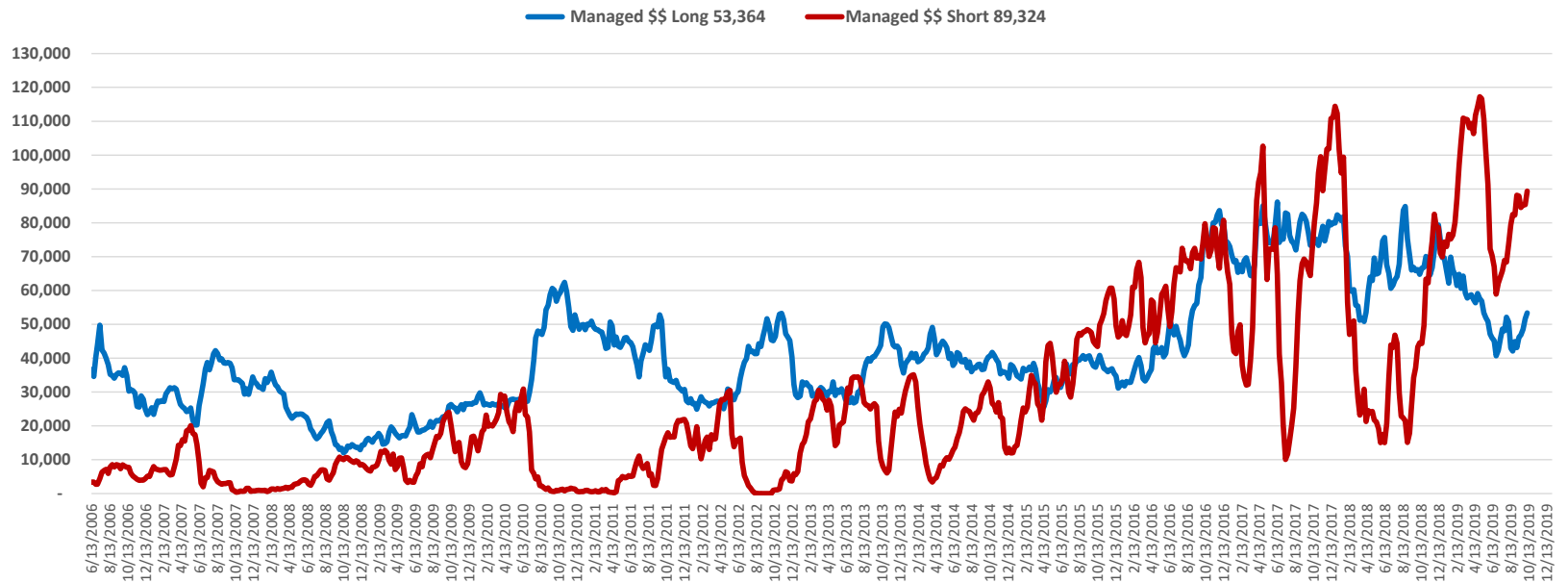
John Stewart
AND ASSOCIATES

HRW WHEAT 2012-2019 COMMITMENT OF TRADERS DISAGGREGATED (FUTURES ONLY)

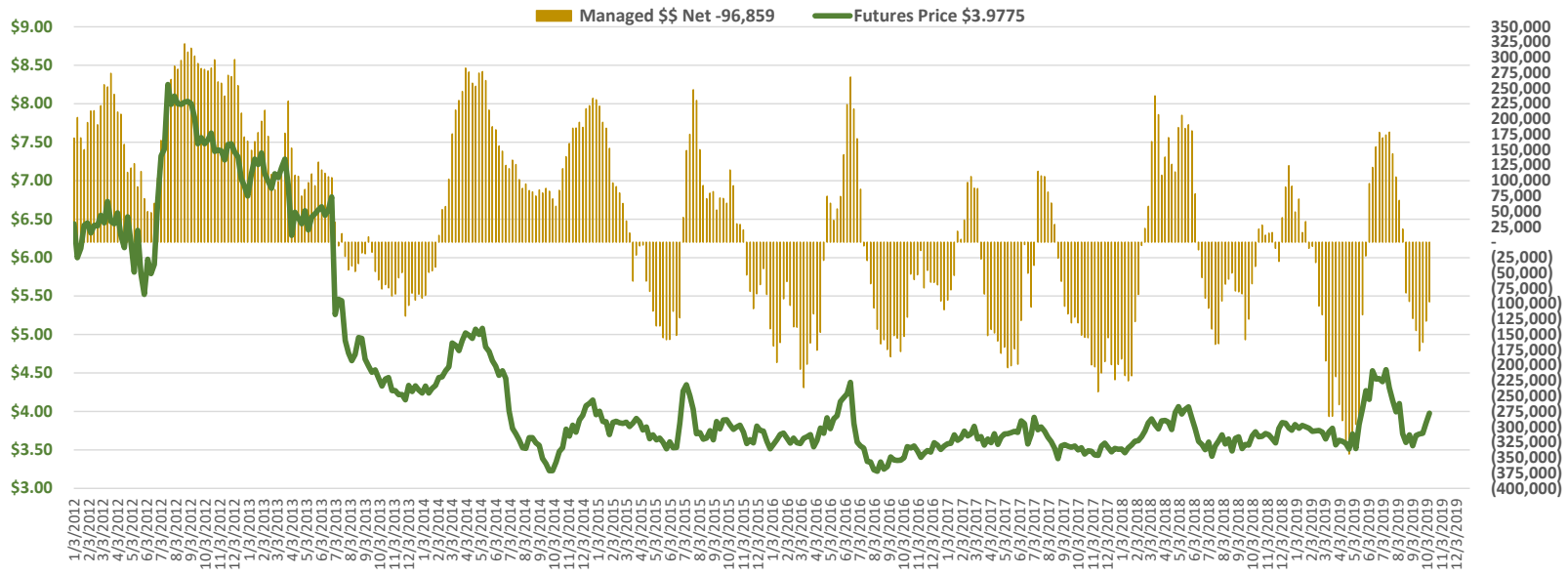


John Stewart
AND ASSOCIATES

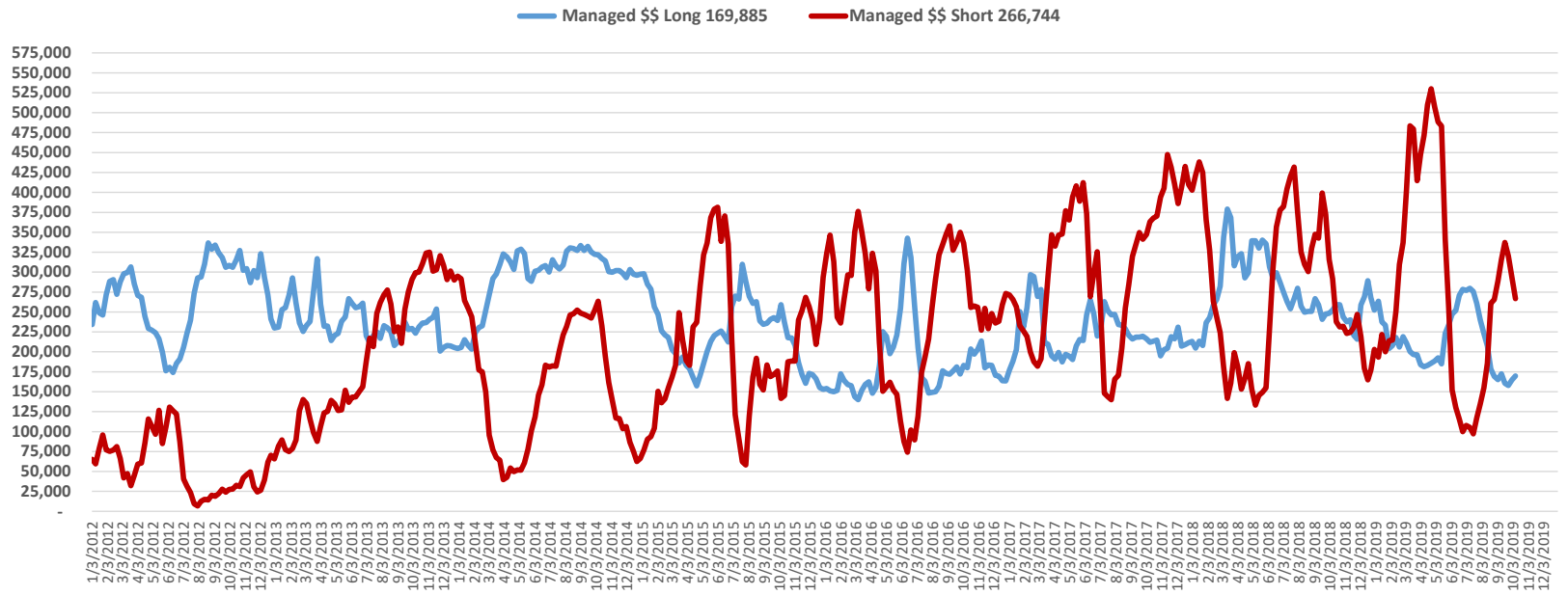
HRW WHEAT 2012-2019 COMMITMENT OF TRADERS DISAGGREGATED (FUTURES ONLY)



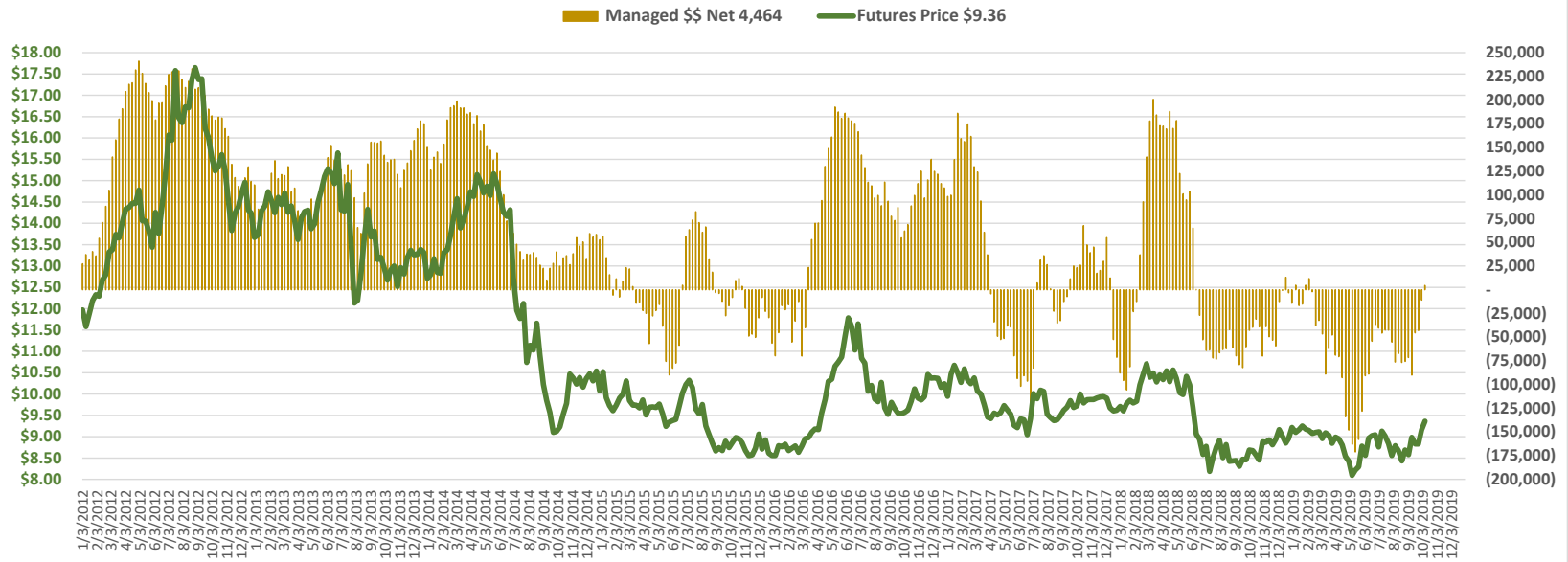
**CORN 2012-2019 COMMITMENT OF TRADERS DISAGGREGATED
(FUTURES ONLY)**



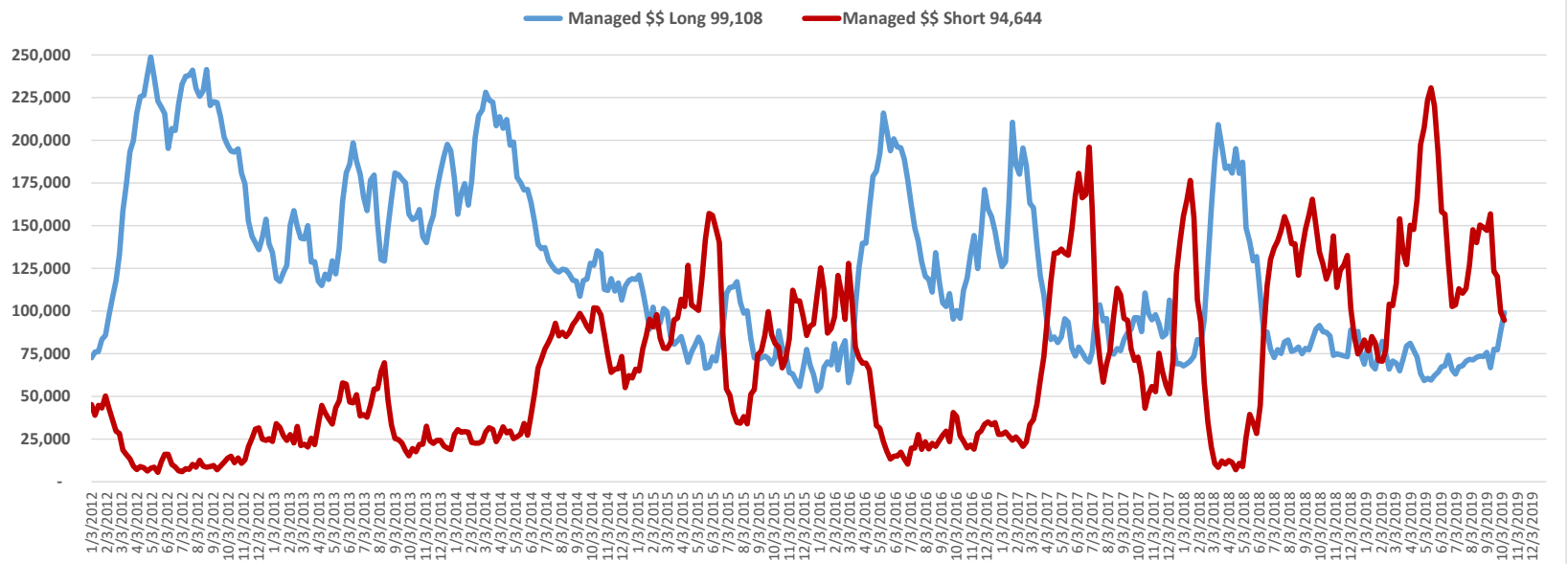
**CORN 2012-2019 COMMITMENT OF TRADERS DISAGGREGATED
(FUTURES ONLY)**



BEAN 2012-2019 COMMITMENT OF TRADERS DISAGGREGATED
(FUTURES ONLY)



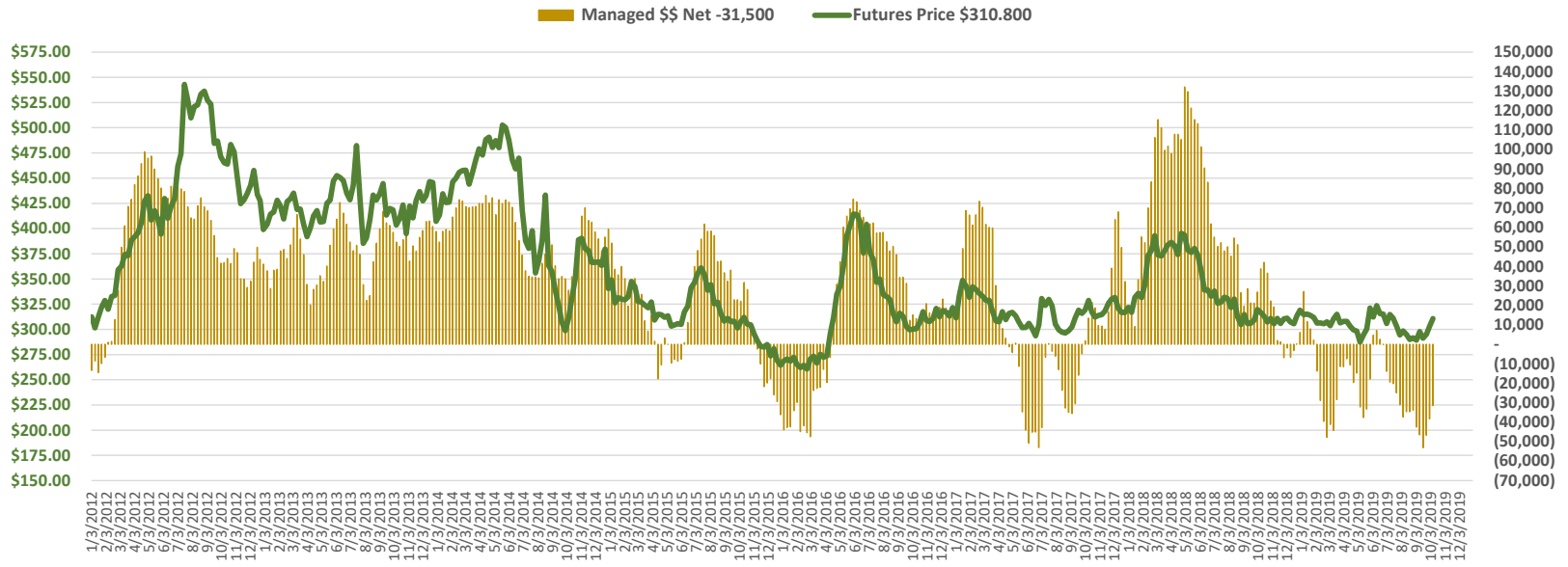
BEAN 2012-2019 COMMITMENT OF TRADERS DISAGGREGATED
(FUTURES ONLY)





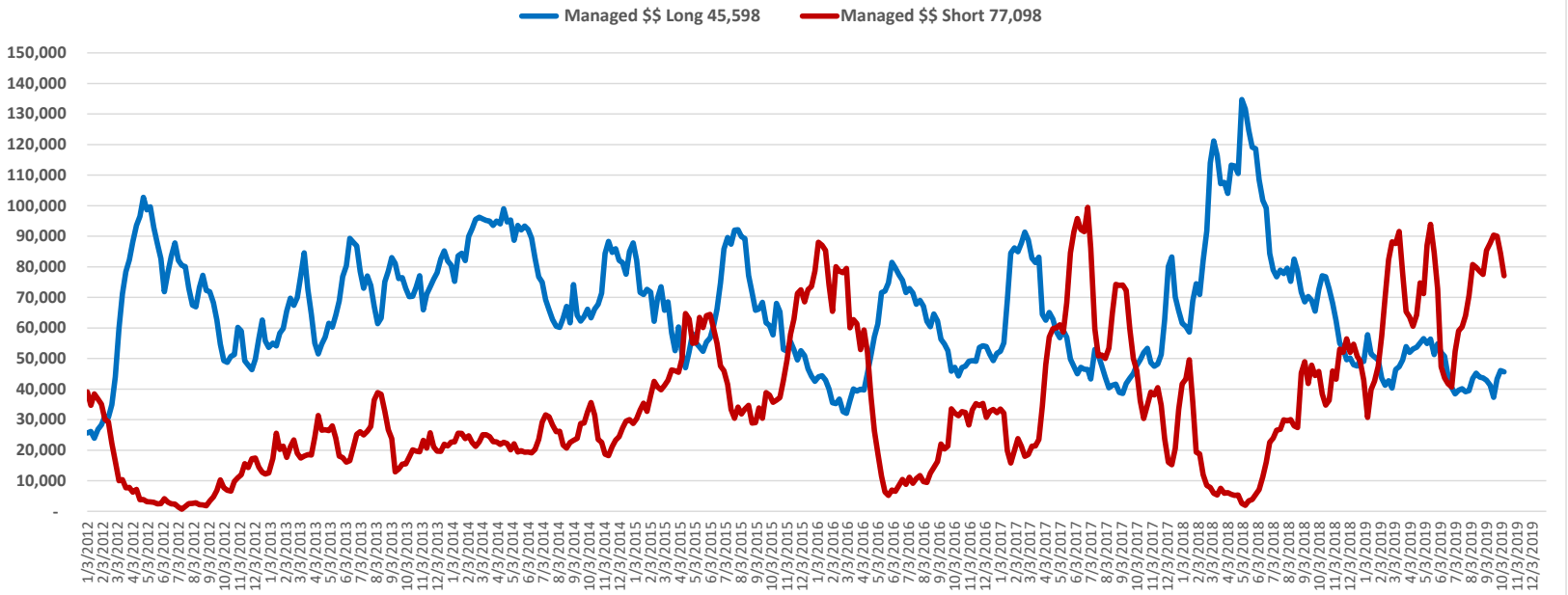
John Stewart
AND ASSOCIATES

MEAL 2012-2019 COMMITMENT OF TRADERS DISAGGREGATED
(FUTURES ONLY)

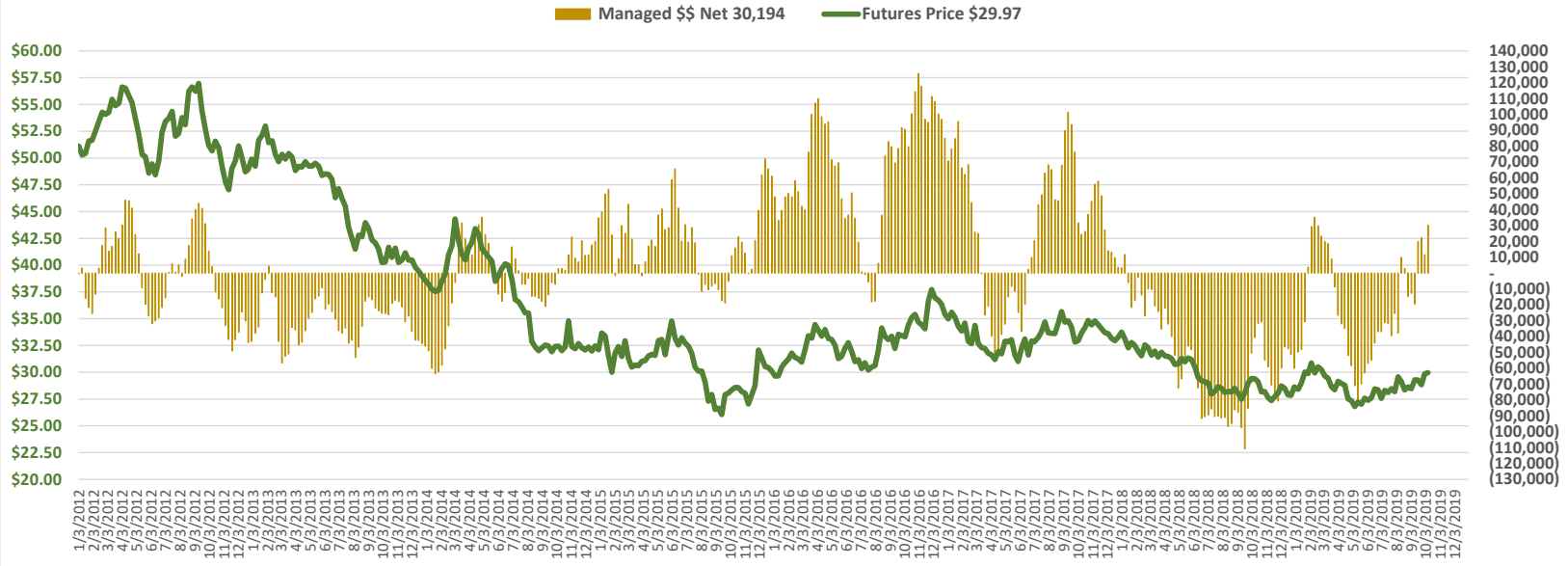


John Stewart
AND ASSOCIATES

MEAL 2012-2019 COMMITMENT OF TRADERS DISAGGREGATED
(FUTURES ONLY)



OIL 2012-2019 COMMITMENT OF TRADERS DISAGGREGATED
(FUTURES ONLY)



OIL 2012-2019 COMMITMENT OF TRADERS DISAGGREGATED
(FUTURES ONLY)

